


4226 m.

GP GRYPYN DI SAN MARINO E DELLA RIVIERA DI RIMINI

Free Practice Nr. 3

Classification

10

	Rider	Nation	Team	Motorcycle	Time	Lap	Total	Gap	Top Speed
1	43 Jack MILLER	AUS	Ducati Lenovo Team	DUCATI	1'31.296	17	21		295.0
2	63 Francesco BAGNAIA	ITA	Ducati Lenovo Team	DUCATI	1'31.367	19	20	0.071 0.071	300.8
3	20 Fabio QUARTARARO	FRA	Monster Energy Yamaha MotoGP	YAMAHA	1'31.644	16	22	0.348 0.277	295.0
4	42 Alex RINS	SPA	Team SUZUKI ECSTAR	SUZUKI	1'31.707	21	22	0.411 0.063	295.8
5	12 Maverick VIÑALES	SPA	Aprilia Racing	APRILIA	1'31.844	15	20	0.548 0.137	297.5
6	21 Franco MORBIDELLI	ITA	Monster Energy Yamaha MotoGP	YAMAHA	1'31.937	17	17	0.641 0.093	295.0
7	88 Miguel OLIVEIRA	POR	Red Bull KTM Factory Racing	KTM	1'31.955	19	19	0.659 0.018	297.5
8	72 Marco BEZZECCHI	ITA	Mooney VR46 Racing Team	DUCATI	1'31.956	15	20	0.660 0.001	300.0
9	44 Pol ESPARGARO	SPA	Repsol Honda Team	HONDA	1'32.075	15	16	0.779 0.119	295.0
10	10 Luca MARINI	ITA	Mooney VR46 Racing Team	DUCATI	1'32.076	18	18	0.780 0.001	298.3
11	73 Alex MARQUEZ	SPA	LCR Honda CASTROL	HONDA	1'32.122	21	21	0.826 0.046	299.1
12	51 Michele PIRRO	ITA	Aruba.it Racing	DUCATI	1'32.263	19	19	0.967 0.141	295.8
13	5 Johann ZARCO	FRA	Prima Pramac Racing	DUCATI	1'32.350	14	19	1.054 0.087	297.5
14	23 Enea BASTIANINI	ITA	Gresini Racing MotoGP	DUCATI	1'32.395	7	17	1.099 0.045	300.0
15	49 Fabio DI GIANNANTONIO	ITA	Gresini Racing MotoGP	DUCATI	1'32.417	5	18	1.121 0.022	295.8
16	6 Stefan BRADL	GER	Repsol Honda Team	HONDA	1'32.462	20	20	1.166 0.045	297.5
17	41 Aleix ESPARGARO	SPA	Aprilia Racing	APRILIA	1'32.464	14	20	1.168 0.002	295.8
18	30 Takaaki NAKAGAMI	JPN	LCR Honda IDEMITSU	HONDA	1'32.506	15	20	1.210 0.042	294.2
19	33 Brad BINDER	RSA	Red Bull KTM Factory Racing	KTM	1'32.520	14	21	1.224 0.014	297.5
20	4 Andrea DOVIZIOSO	ITA	WithU Yamaha RNF MotoGP Tea	YAMAHA	1'32.716	16	21	1.420 0.196	295.8
21	89 Jorge MARTIN	SPA	Prima Pramac Racing	DUCATI	1'32.975	5	20	1.679 0.259	298.3
22	40 Darryn BINDER	RSA	WithU Yamaha RNF MotoGP Tea	YAMAHA	1'33.240	14	19	1.944 0.265	296.7
23	25 Raul FERNANDEZ	SPA	Tech3 KTM Factory Racing	KTM	1'33.340	4	20	2.044 0.100	294.2
24	87 Remy GARDNER	AUS	Tech3 KTM Factory Racing	KTM	1'33.378	13	19	2.082 0.038	294.2
25	92 Kazuki WATANABE	JPN	Team SUZUKI ECSTAR	SUZUKI	1'35.683	18	22	4.387 2.305	291.1

Practice condition: Dry

Air: 23°

Humidity: 74%

Ground: 25°

Fastest Lap:	Lap: 17	Jack MILLER	1'31.296	166.6 Km/h
Best Race Lap:	2021	Francesco BAGNAIA	1'32.171	165.0 Km/h
All Time Lap Record:	2021	Francesco BAGNAIA	1'31.065	167.0 Km/h

The results are provisional until the end of the limit for protest and appeals.

Time limit for protest expires 30' after publication of the results - Time:

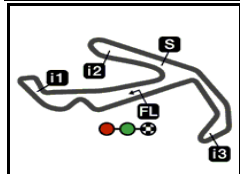
These data/results cannot be reproduced, stored and/or transmitted in whole or in part by any manner of electronic, mechanical, photocopying, recording, broadcasting or otherwise now known or herein after developed without the previous express consent by the copyright owner, except for reproduction in daily press and regular printed publications on sale to the public within 60 days of the event related to those data/results and always provided that copyright symbol appears together as follows below.

© DORNA, 2022

Official MotoGP Timing by TISSOT
www.motogp.com



Misano Adriatico, Saturday, September 03, 2022



4226 m.


MotoGP™

GP GRYPYN DI SAN MARINO E DELLA RIVIERA DI RIMINI

Free Practice Nr. 3

Combined Free Practice Times

11

	Rider	Nation	Team	MOTORCYCLE	FP1	FP2	FP3	Gap
1	43 J.MILLER	AUS	Ducati Lenovo Team	DUCATI	1'32.537 18	1'31.702 19	1'31.296 17	
2	63 F.BAGNAIA	ITA	Ducati Lenovo Team	DUCATI	1'32.752 20	1'31.631 12	1'31.367 19	0.071 0.071
3	23 E.BASTIANINI	ITA	Gresini Racing MotoGP	DUCATI	1'32.838 18	1'31.517 18	1'32.395 7	0.221 0.150
4	20 F.QUARTARARO	FRA	Monster Energy Yamaha MotoGP	YAMAHA	1'32.313 23	1'31.843 21	1'31.644 16	0.348 0.127
5	42 A.RINS	SPA	Team SUZUKI ECSTAR	SUZUKI	1'32.858 21	1'32.365 17	1'31.707 21	0.411 0.063
6	5 J.ZARCO	FRA	Prima Pramac Racing	DUCATI	1'32.999 18	1'31.837 16	1'32.350 14	0.541 0.130
7	12 M.VIÑALES	SPA	Aprilia Racing	APRILIA	1'32.706 16	1'31.882 14	1'31.844 15	0.548 0.007
8	41 A.ESPARGARO	SPA	Aprilia Racing	APRILIA	1'32.698 18	1'31.929 20	1'32.464 14	0.633 0.085
9	21 F.MORBIDELLI	ITA	Monster Energy Yamaha MotoGP	YAMAHA	1'33.562 13	1'32.242 18	1'31.937 17	0.641 0.008
10	88 M.OLIVEIRA	POR	Red Bull KTM Factory Racing	KTM	1'33.636 8	1'32.330 14	1'31.955 19	0.659 0.018
11	72 M.BEZZECCHI	ITA	Mooney VR46 Racing Team	DUCATI	1'33.218 21	1'32.191 21	1'31.956 15	0.660 0.001
12	44 P.ESPARGARO	SPA	Repsol Honda Team	HONDA	1'33.105 18	1'32.301 18	1'32.075 15	0.779 0.119
13	10 L.MARINI	ITA	Mooney VR46 Racing Team	DUCATI	1'32.981 20	1'32.749 8	1'32.076 18	0.780 0.001
14	73 A.MARQUEZ	SPA	LCR Honda CASTROL	HONDA	1'33.253 21	1'32.418 21	1'32.122 21	0.826 0.046
15	89 J.MARTIN	SPA	Prima Pramac Racing	DUCATI	1'33.830 18	1'32.166 18	1'32.975 5	0.870 0.044
16	51 M.PIRRO	ITA	Aruba.it Racing	DUCATI	1'32.693 15	1'32.673 16	1'32.263 19	0.967 0.097
17	33 B.BINDER	RSA	Red Bull KTM Factory Racing	KTM	1'33.207 24	1'32.358 18	1'32.520 14	1.062 0.095
18	49 F.DI GIANNANTO	ITA	Gresini Racing MotoGP	DUCATI	1'33.897 12	1'32.656 17	1'32.417 5	1.121 0.059
19	6 S.BRADL	GER	Repsol Honda Team	HONDA	1'33.855 13	1'32.978 12	1'32.462 20	1.166 0.045
20	30 T.NAKAGAMI	JPN	LCR Honda IDEMITSU	HONDA	1'33.314 14	1'32.566 21	1'32.506 15	1.210 0.044
21	4 A.DOVIZIOSO	ITA	WithU Yamaha RNF MotoGP Team	YAMAHA	1'33.435 17	1'32.894 16	1'32.716 16	1.420 0.210
22	25 R.FERNANDEZ	SPA	Tech3 KTM Factory Racing	KTM	1'33.687 20	1'33.200 18	1'33.340 4	1.904 0.484
23	40 D.BINDER	RSA	WithU Yamaha RNF MotoGP Team	YAMAHA	1'34.836 12	1'33.608 19	1'33.240 14	1.944 0.040
24	87 R.GARDNER	AUS	Tech3 KTM Factory Racing	KTM	1'34.165 14	1'33.559 17	1'33.378 13	2.082 0.138
25	92 K.WATANABE	JPN	Team SUZUKI ECSTAR	SUZUKI	1'37.294 23	1'36.019 23	1'35.683 18	4.387 2.305

Pole Position Record:	2021	Francesco BAGNAIA	1'31.065	167.0 Km/h
Best Race Lap:	2021	Francesco BAGNAIA	1'32.171	165.0 Km/h
All Time Lap Record:	2021	Francesco BAGNAIA	1'31.065	167.0 Km/h

The results are provisional until the end of the limit for protest and appeals.

Time limit for protest expires 60' after publication of the results - Time:

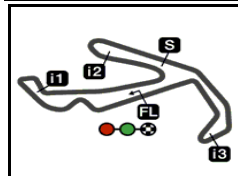
These data/results cannot be reproduced, stored and/or transmitted in whole or in part by any manner of electronic, mechanical, photocopying, recording, broadcasting or otherwise now known or herein after developed without the previous express consent by the copyright owner, except for reproduction in daily press and regular printed publications on sale to the public within 60 days of the event related to those data/results and always provided that copyright symbol appears together as follows below.

© DORNA, 2022

Official MotoGP Timing by TISSOT
www.motogp.com

Misano Adriatico, Saturday, September 03, 2022





4226 m.

GP GRYPYN DI SAN MARINO E DELLA RIVIERA DI RIMINI

Free Practice Nr. 3

Top Speed & Average

12



Rider	Nation	Motorcycle	Top 5 speeds					Average	Top
63 Francesco BAGNAIA	ITA	DUCATI	300.8	300.0	298.3	298.3	297.5	298.6	300.8
23 Enea BASTIANINI	ITA	DUCATI	300.0	299.1	298.3	296.7	296.7	297.9	300.0
72 Marco BEZZECCHI	ITA	DUCATI	300.0	300.0	298.3	297.5	297.5	298.5	300.0
73 Alex MARQUEZ	SPA	HONDA	299.1	298.3	297.5	294.2	294.2	296.7	299.1
10 Luca MARINI	ITA	DUCATI	298.3	298.3	296.7	295.8	295.8	296.8	298.3
89 Jorge MARTIN	SPA	DUCATI	298.3	297.5	296.7	295.8	295.8	296.8	298.3
5 Johann ZARCO	FRA	DUCATI	297.5	296.7	295.8	295.8	295.0	296.0	297.5
6 Stefan BRADL	GER	HONDA	297.5	295.0	295.0	295.0	294.2	294.9	297.5
12 Maverick VIÑALES	SPA	APRILIA	297.5	296.7	296.7	296.7	296.7	296.8	297.5
33 Brad BINDER	RSA	KTM	297.5	296.7	296.7	295.8	295.0	296.3	297.5
88 Miguel OLIVEIRA	POR	KTM	297.5	296.7	294.2	294.2	294.2	295.4	297.5
40 Darryn BINDER	RSA	YAMAHA	296.7	295.8	295.8	295.8	293.4	295.5	296.7
4 Andrea DOVIZIOSO	ITA	YAMAHA	295.8	293.4	293.4	292.6	291.8	293.4	295.8
41 Aleix ESPARGARO	SPA	APRILIA	295.8	295.0	295.0	295.0	294.2	294.9	295.8
42 Alex RINS	SPA	SUZUKI	295.8	295.8	295.8	295.8	295.0	295.5	295.8
49 Fabio DI GIANNANTONIO	ITA	DUCATI	295.8	295.8	295.0	295.0	294.2	295.2	295.8
51 Michele PIRRO	ITA	DUCATI	295.8	295.8	295.8	295.0	295.0	295.4	295.8
20 Fabio QUARTARARO	FRA	YAMAHA	295.0	294.2	294.2	294.2	294.2	294.4	295.0
21 Franco MORBIDELLI	ITA	YAMAHA	295.0	294.2	294.2	293.4	292.6	293.3	295.0
43 Jack MILLER	AUS	DUCATI	295.0	295.0	294.2	294.2	294.2	294.5	295.0
44 Po ESPARGARO	SPA	HONDA	295.0	294.2	294.2	293.4	293.4	294.0	295.0
25 Raul FERNANDEZ	SPA	KTM	294.2	293.4	292.6	292.6	291.1	292.8	294.2
30 Takaaki NAKAGAMI	JPN	HONDA	294.2	294.2	293.4	291.1	291.1	292.8	294.2
87 Remy GARDNER	AUS	KTM	294.2	293.4	291.8	291.1	290.3	291.9	294.2
92 Kazuki WATANABE	JPN	SUZUKI	291.1	291.1	289.5	289.5	289.5	290.0	291.1

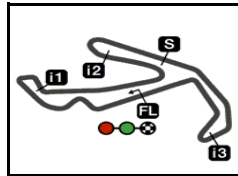
These data/results cannot be reproduced, stored and/or transmitted in whole or in part by any manner of electronic, mechanical, photocopying, recording, broadcasting or otherwise now known or herein after developed without the previous express consent by the copyright owner, except for reproduction in daily press and regular printed publications on sale to the public within 60 days of the event related to those data/results and always provided that copyright symbol appears together as follows below.

© DORNA, 2022

Official MotoGP Timing by TISSOT
www.motogp.com



Misano Adriatico, Saturday, September 03, 2022



4226 m.

GP GRYPYN DI SAN MARINO E DELLA RIVIERA DI RIMINI

Free Practice Nr. 3

Chronological Analysis of Performances

13

* Lap / Sector time cancelled

T1 Time from finish line to 1st intermedate

T3 Time from 2nd intermed. to 3rd intermed.

P Crossing the finish line in pit lane

T2 Time from 1st intermed. to 2nd intermed.

T4 Time from 3rd intermedate to finish line

**Tyre data subject to further updates

Lap	Lap Time	T1	T2	T3	T4	Speed	Lap	Lap Time	T1	T2	T3	T4	Speed
1st	43	Jack MILLER		DUCATI		AUS	Run #	2	Front Tyre	Slick-Hard	Rear Tyre	Slick-Medium	
		Ducati Lenovo Team							11 Laps at start		16 Laps at start		
		Runs=3	Total laps=21	Full laps=7			8	1'26.949	19.155	21.118	25.573	21.103	300.8
Run #	1	Front Tyre	Slick-Soft	Rear Tyre	Slick-Soft		9	1'33.230	25.965	20.756	25.566	20.943	300.0
		4 Laps at start		4 Laps at start			10	1'32.857 *	25.793	20.636	25.556*	20.872	295.8
1	2'50.565	20.803	22.037	27.081	21.612	289.5	11	1'35.162	25.733	21.711	26.475	21.243	288.0
2	1'34.538	26.629	20.852	26.142	20.915	290.3	12	1'29.106 P	25.883	20.699	25.834	16.690	291.1
3	1'33.300	26.248	20.668	25.631	20.753	291.8	Run #	3	Front Tyre	Slick-Hard	Rear Tyre	Slick-Soft	
4	1'33.036 *	26.040	20.589	25.682*	20.725	292.6			New Tyre		New Tyre		
5	1'32.850	26.000	20.631	25.523	20.696	293.4	13	1'27.591	19.503	21.249	25.686	21.153	295.8
6	1'43.544 *	33.989*	22.197	26.374	20.984	291.1	14	1'31.864 *	25.743	20.494	25.001*	20.626	297.5
7	1'32.414	25.914	20.537	25.295	20.668	293.4	15	1'31.515 *	25.521	20.415	24.976*	20.603	296.7
8	1'35.381 P	29.972*	21.665	26.999	16.745	287.2	16	1'32.816 P	29.200*	21.035	25.940	16.641	295.0
Run #	2	Front Tyre	Slick-Soft	Rear Tyre	Slick-Soft		Run #	4	Front Tyre	Slick-Hard	Rear Tyre	Slick-Soft	
		12 Laps at start		12 Laps at start					4 Laps at start		New Tyre		
9	1'27.325	19.681	21.029	25.685	20.930	292.6	17	1'27.069	19.296	21.239	25.558	20.976	298.3
10	1'34.176 *	26.066	20.918	26.422*	20.770	293.4	18	1'31.371	25.562	20.401	24.867	20.541	298.3
11	1'32.330 *	25.949	20.536	25.233*	20.612	295.0	19	1'31.367	25.499	20.300	24.971	20.597	297.5
12	1'33.091 *	26.149	20.692	25.580*	20.670	293.4	20	1'57.829 *	36.877*	27.840	31.626	21.486	197.4
13	1'32.690 *	25.946	20.626	25.472*	20.646	294.2							
14	1'34.517 P	29.477*	21.563	26.924	16.553	290.3	3rd	20	Fabio QUARTARARO		YAMAHA	FRA	
Run #	3	Front Tyre	Slick-Soft	Rear Tyre	Slick-Soft				Monster Energy Yamaha MotoGP				
		New Tyre		New Tyre					Runs=3	Total laps=22	Full laps=9		
15	1'28.607	20.137	21.493	26.085	20.892	292.6	Run #	1	Front Tyre	Slick-Medium	Rear Tyre	Slick-Soft	
16	1'34.035	25.765	21.682	25.888	20.700	292.6			9 Laps at start		3 Laps at start		
17	1'31.296	25.619	20.293	25.001	20.383	295.0	1	3'17.903	20.415	22.737	26.671	21.782	287.2
18	1'32.780 P	29.584*	21.323	26.040	15.833	292.6	2	1'34.318	26.625	21.096	25.587	21.010	291.1
Run #	4	Front Tyre	Slick-Soft	Rear Tyre	Slick-Soft		3	1'33.120	26.201	20.771	25.310	20.838	291.8
		4 Laps at start		4 Laps at start			4	1'32.675	25.981	20.735	25.209	20.750	291.8
19	1'28.155	19.814	21.019	26.118	21.204	291.8	5	1'32.431	25.918	20.656	25.199	20.658	291.1
20	1'32.299 *	25.798	20.458	25.418*	20.625	294.2	6	1'36.319	26.144	22.174	26.696	21.305	288.0
21	1'31.916	25.761	20.363	25.298	20.494	294.2	7	1'35.071	25.895	21.912	26.230	21.034	288.0
Run #	2	Front Tyre	Slick-Hard	Rear Tyre	Slick-Medium		8	1'29.133 P	25.890	20.632	25.461*	17.150	291.8
		3 Laps at start		18 Laps at start			Run #	3	Front Tyre	Slick-Medium	Rear Tyre	Slick-Soft	
9	1'35.580	23.026	21.986	28.971	21.597	259.6			New Tyre		New Tyre		
10	1'34.814 *	26.618	21.355	25.796*	21.045	293.4	14	1'27.483 *	19.275	21.339	25.917*	20.952	292.6
11	1'33.457 *	25.924	21.119	25.527*	20.887	293.4	15	1'32.116 *	25.725	20.511	25.126	20.754*	292.6
12	1'32.590 *	25.812	20.818	25.177*	20.783	294.2	16	1'31.644	25.637	20.476	24.997	20.534	294.2
13	1'27.846 P	25.983	20.659	25.185*	16.019	294.2							
Run #	3	Front Tyre	Slick-Medium	Rear Tyre	Slick-Soft								
		New Tyre		New Tyre									
14	1'27.483 *	19.275	21.339	25.917*	20.952	292.6							
15	1'32.116 *	25.725	20.511	25.126	20.754*	292.6							
16	1'31.644	25.637	20.476	24.997	20.534	294.2							

Fastest Lap: Jack MILLER Ducati Lenovo Team AUS **1'31.296** 25.619 20.293 25.001 20.383

These data/results cannot be reproduced, stored and/or transmitted in whole or in part by any manner of electronic, mechanical, photocopying, recording, broadcasting or otherwise now known or herein after developed without the previous express consent by the copyright owner, except for reproduction in daily press and regular printed publications on sale to the public within 60 days of the event related to those data/results and always provided that copyright symbol appears together as follows below.
© DORNA, 2022



Free Practice Nr. 3

MotoGP

Lap	Lap Time	T1	T2	T3	T4	Speed	Lap	Lap Time	T1	T2	T3	T4	Speed		
17	1'31.716	*	25.699	20.464	25.038	20.515*	293.4	7	1'28.244	19.696	21.243	26.013	21.292	293.4	
18	1'36.740	P	30.289*	21.418	26.590*	18.443	291.8	8	1'33.351	26.092	20.995	25.385	20.879	295.0	
Run # 4	Front Tyre	Slick-Medium		Rear Tyre	Slick-Soft			9	1'33.047	26.040	20.778	25.379	20.850	295.0	
		5 Laps at start				New Tyre			10	1'35.510	25.919	20.706	27.502	21.383	284.2
19	1'33.721	*	20.021	26.511	25.767*	21.422*	292.6	11	1'32.741	25.967	20.569	25.368	20.837	295.8	
20	1'31.999		25.829	20.548	25.038	20.584	294.2	12	1'29.555	P	25.917	20.613	25.366	17.659	294.2
21	1'34.054	*	26.483*	20.852	25.617	21.102	292.6	Run # 3	Front Tyre	Slick-Hard		Rear Tyre	Slick-Soft		
22	1'31.729		25.673	20.506	25.000	20.550	295.0			New Tyre				New Tyre	

4th 42 Alex RINS SUZUKI SPA
 Team SUZUKI ECSTAR
 Runs=3 Total laps=22 Full laps=13

Run #	1	Front Tyre	Slick-Soft	Rear Tyre	Slick-Soft	Speed	
		3 Laps at start			3 Laps at start		
1	2'27.089	20.628	23.054	27.701	21.821	283.4	
2	1'35.687	26.938	21.743	25.809	21.197	293.4	
3	1'33.383	26.349	20.858	25.385	20.791	294.2	
4	1'34.725	26.132	21.563	25.975	21.055	291.8	
5	1'33.153	26.108	20.697	25.368	20.980	294.2	
6	1'36.165	*	26.041	20.705	26.646*	22.773	292.6
7	1'29.138	P	26.098	20.701	25.380	16.959	295.0

Run #	2	Front Tyre	Slick-Soft	Rear Tyre	Slick-Soft	Speed	
		10 Laps at start			10 Laps at start		
8	1'32.636	21.364	24.000	26.191	21.081	292.6	
9	1'32.613	25.989	20.753	25.177	20.694	295.0	
10	1'33.547	25.990	20.694	25.378	21.485	295.8	
11	1'32.912	25.937	20.813	25.296	20.866	292.6	
12	1'32.925	25.980	20.765	25.266	20.914	295.8	
13	1'38.000	P	30.759*	22.007	27.184	18.050	285.7

Run #	3	Front Tyre	Slick-Soft	Rear Tyre	Slick-Soft	Speed	
		New Tyre			New Tyre		
14	1'30.371	19.826	21.719	27.373	21.453	281.2	
15	1'35.739	28.188	21.096	25.548	20.907	292.6	
16	1'32.394	25.787	20.622	24.993	20.992	295.0	
17	1'32.138	25.742	20.591	25.122	20.683	294.2	
18	1'35.461	P	29.359*	21.734	27.010	17.358	288.7

Run #	4	Front Tyre	Slick-Soft	Rear Tyre	Slick-Soft	Speed	
		5 Laps at start			New Tyre		
19	1'26.750	19.033	21.400	25.381	20.936	295.8	
20	1'31.867	25.735	20.561	24.962	20.609	295.8	
21	1'31.707	25.689	20.446	25.000	20.572	294.2	
22	1'46.844	*	33.194*	22.517	26.766	24.367	287.2

5th 12 Maverick VIÑALES APRILIA SPA
 Aprilia Racing
 Runs=3 Total laps=20 Full laps=9

Run #	1	Front Tyre	Slick-Hard	Rear Tyre	Slick-Soft	Speed	
		5 Laps at start			5 Laps at start		
1	2'35.141	20.911	22.244	27.021	21.788	291.1	
2	1'34.642	26.930	21.074	25.563	21.075	297.5	
3	1'33.896	26.572	20.798	25.544	20.982	295.0	
4	1'33.003	*	25.971	20.738	25.472*	20.822	294.2
5	1'32.993	25.969	20.696	25.433	20.895	296.7	
6	1'31.512	P	25.908	20.971	27.392	17.241	272.7

Run #	2	Front Tyre	Slick-Hard	Rear Tyre	Slick-Soft	Speed
		11 Laps at start			11 Laps at start	

Run #	13	Front Tyre	Slick-Hard	Rear Tyre	Slick-Soft	Speed	
13	1'32.911	21.133	24.077	26.255	21.446	295.8	
14	1'32.916	26.153	20.655	25.358	20.750	294.2	
15	1'31.844	25.723	20.482	25.088	20.551	296.7	
16	1'32.120	P	26.011*	21.888	26.618	17.603	281.9
Run # 4	Front Tyre	Slick-Hard		Rear Tyre	Slick-Soft		
		4 Laps at start				New Tyre	
17	1'31.720	*	19.780	21.396	28.848	21.696*	244.8
18	1'38.566	*	29.962	21.328	26.232*	21.044	296.7
19	1'32.411	*	26.044*	20.565	25.114	20.688	296.7
20	1'31.594	*	25.560*	20.445	25.013	20.576	296.7

6th 21 Franco MORBIDELLI YAMAHA ITA
 Monster Energy Yamaha MotoGP
 Runs=2 Total laps=17 Full laps=8

Run #	1	Front Tyre	Slick-Medium	Rear Tyre	Slick-Soft	Speed	
		New Tyre			3 Laps at start		
1	3'18.168	20.418	22.553	26.729	21.746	286.4	
2	1'34.389	26.605	21.094	25.655	21.035	291.8	
3	1'33.175	26.121	20.763	25.400	20.891	293.4	
4	1'33.006	25.958	20.801	25.418	20.829	292.6	
5	1'32.830	25.917	20.742	25.476	20.695	292.6	
6	1'33.131	25.954	20.856	25.495	20.826	290.3	
7	1'37.496	*	29.225*	20.985	26.135	21.151	284.9
8	1'32.682	*	25.875	20.675	25.237*	20.895	292.6
9	1'44.953	P	28.151	29.562	28.873	18.367	257.1

Run #	2	Front Tyre	Slick-Hard	Rear Tyre	Slick-Soft	Speed	
		New Tyre			New Tyre		
10	1'27.293	18.996	21.503	25.759	21.035	292.6	
11	1'33.071	*	25.908	20.892	25.554*	20.717	291.8
12	1'32.015	25.666	20.613	25.150	20.586	294.2	
13	1'34.929	P	28.317	22.350	26.865	17.397	271.3

Run #	3	Front Tyre	Slick-Hard	Rear Tyre	Slick-Soft	Speed	
		4 Laps at start			New Tyre		
14	1'39.501	*	19.916	26.926	30.874	21.785*	194.2
15	1'33.169	26.080	20.913	25.282	20.894	295.0	
16	1'33.604	*	25.855*	20.941	25.980*	20.828	292.6
17	1'31.937	25.682	20.558	25.173	20.524	294.2	

7th 88 Miguel OLIVEIRA KTM POR
 Red Bull KTM Factory Racing
 Runs=2 Total laps=19 Full laps=14

Run #	1	Front Tyre	Slick-Hard	Rear Tyre	Slick-Soft	Speed
		1 Laps at start			1 Laps at start	
1	2'17.852	21.270	23.108	26.904	21.893	291.8
2	1'35.002	26.655	21.116	26.093	21.138	294.2
3	1'33.635	26.231	20.873	25.711	20.820	291.1
4	1'32.823	26.013	20.583	25.467	20.760	294.2
5	1'32.923	26.093	20.561	25.512	20.757	292.6

Fastest Lap: Jack MILLER Ducati Lenovo Team AUS **1'31.296** 25.619 20.293 25.001 20.383

These data/results cannot be reproduced, stored and/or transmitted in whole or in part by any manner of electronic, mechanical, photocopying, recording, broadcasting or otherwise now known or herein after developed without the previous express consent by the copyright owner, except for reproduction in daily press and regular printed publications on sale to the public within 60 days of the event related to those data/results and always provided that copyright symbol appears together as follows below.
 © DORNA, 2022



Free Practice Nr. 3

MotoGP

Lap	Lap Time	T1	T2	T3	T4	Speed	Lap	Lap Time	T1	T2	T3	T4	Speed
6	1'32.726	25.990	20.457	25.549	20.730	291.1	3	1'33.795	26.311	20.879	25.703	20.902	291.8
7	1'33.231	26.101	20.550	25.580	21.000	291.1	4	1'33.324	26.169	20.720	25.547	20.888	291.8
8	1'37.765	28.888	21.127	26.495	21.255	284.9	5	1'38.228	26.147	20.798	25.939	25.344	291.1
9	1'33.353	26.163	20.758	25.674	20.758	292.6	6	1'39.159	26.182	22.579	28.645	21.753	274.8
10	1'32.967	26.049	20.587	25.545	20.786	293.4	7	1'30.699 P	26.193	20.769	25.623	18.114	291.1
11	1'32.933	26.014	20.674	25.488	20.757	291.1	Run # 2 Front Tyre Slick-Medium Rear Tyre Slick-Soft						
12	1'38.976 P	29.006*	25.297	27.420	17.253	220.4	11 Laps at start			11 Laps at start			
Run # 2 Front Tyre Slick-Hard Rear Tyre Slick-Soft							Run # 3 Front Tyre Slick-Hard Rear Tyre Slick-Soft						
New Tyre New Tyre							New Tyre New Tyre						
13	1'30.652	20.891	22.099	26.298	21.364	291.8	8	1'28.861	18.995	21.911	26.474	21.481	290.3
14	1'35.847	26.238	20.760	27.305	21.544	283.4	9	1'34.007	26.263	20.862	25.747	21.135	291.8
15	1'32.908	26.068	20.746	25.431	20.663	293.4	10	1'33.619	25.993	20.862	25.412	21.352	293.4
16	1'32.417	25.802	20.560	25.280	20.775	294.2	11	1'33.329	26.130	20.672	25.523	21.004	294.2
17	1'34.065 P	28.728*	21.780	26.501	17.056	283.4	12	1'36.602 P	26.181	23.560	28.809	18.052	269.3
Run # 3 Front Tyre Slick-Hard Rear Tyre Slick-Soft							Run # 4 Front Tyre Slick-Hard Rear Tyre Slick-Soft						
5 Laps at start New Tyre							4 Laps at start New Tyre						
18	1'28.600	20.816	21.392	25.565	20.827	296.7	13	1'28.932	20.144	21.512	26.142	21.134	293.4
19	1'31.955	25.905	20.568	24.977	20.505	297.5	14	1'34.058	25.894	21.412	25.826	20.926	294.2
8th 72 Marco BEZZECCHI DUCATI ITA							10th 10 Luca MARINI DUCATI ITA						
Mooney VR46 Racing Team							Mooney VR46 Racing Team						
Runs=2 Total laps=20 Full laps=13							Runs=3 Total laps=18 Full laps=10						
Run # 1 Front Tyre Slick-Hard Rear Tyre Slick-Soft							Run # 1 Front Tyre Slick-Hard Rear Tyre Slick-Soft						
4 Laps at start 4 Laps at start							3 Laps at start 3 Laps at start						
1	2'56.602	21.177	22.733	27.274	21.789	295.0	1	2'35.232	22.421	23.572	27.500	21.615	289.5
2	1'34.681	27.181	20.938	25.449	21.113	297.5	2	1'34.815	27.044	21.091	25.574	21.106	298.3
3	1'32.893	26.060	20.701	25.201	20.931	296.7	3	1'33.914	26.519	20.904	25.609	20.882	294.2
4	1'32.650	26.071	20.637	25.163	20.779	297.5	4	1'33.176	25.986	20.976	25.260	20.954	298.3
5	1'32.660	26.056	20.652	25.127	20.825	296.7	5	1'32.951	26.086	20.816	25.231	20.818	296.7
6	1'32.384	25.930	20.579	25.009	20.866	295.8	6	1'33.166	26.065	20.805	25.434	20.862	295.8
7	1'34.953	25.992	20.712	25.619	22.630	294.2	7	1'33.143	26.125	20.757	25.378	20.883	294.2
8	1'32.598	25.958	20.517	25.255	20.868	293.4	8	1'33.061	26.020	20.826	25.249	20.966	295.0
9	1'37.785 *	29.393*	21.310	25.650	21.432*	295.0	9	1'46.879 P	39.740*	22.326	26.910	17.903	289.5
10	1'33.181	26.099	20.960	25.225	20.897	294.2	Run # 2 Front Tyre Slick-Hard Rear Tyre Slick-Medium						
11	1'32.905	26.030	20.848	25.127	20.900	295.0	12 Laps at start			16 Laps at start			
12	1'41.846 P	28.846*	27.214	27.295	18.491	284.9	10	1'31.762	20.113	22.593	27.131	21.925	290.3
Run # 2 Front Tyre Slick-Hard Rear Tyre Slick-Soft							Run # 3 Front Tyre Slick-Hard Rear Tyre Slick-Soft						
New Tyre New Tyre							New Tyre New Tyre						
13	1'27.579	19.453	21.551	25.450	21.125	295.8	11	1'34.406 P	26.987	21.609	25.834	19.976	293.4
14	1'31.999	25.816	20.524	24.923	20.736	296.7	Run # 4 Front Tyre Slick-Hard Rear Tyre Slick-Soft						
15	1'31.956	25.776	20.438	24.945	20.797	298.3	3 Laps at start			New Tyre			
16	1'34.000 P	31.308*	21.107	25.466	16.119	295.0	12	1'45.464	26.127	28.435	28.701	22.201	251.1
Run # 3 Front Tyre Slick-Hard Rear Tyre Slick-Soft							Run # 4 Front Tyre Slick-Hard Rear Tyre Slick-Soft						
4 Laps at start New Tyre							3 Laps at start New Tyre						
17	1'35.008 *	19.074	26.303	28.144	21.487*	265.3	15	1'32.867 *	19.051	26.577	25.699	21.540*	294.2
18	1'33.105	25.929	20.522	24.854	21.800	300.0	16	1'32.486	25.896	20.822	24.986	20.782	295.0
19	1'31.937 *	25.717*	20.446	24.919	20.855	297.5	17	1'33.646 *	26.253*	20.783	25.260	21.350	295.8
20	1'32.488	25.935	20.554	25.001	20.998	300.0	18	1'32.076	25.752	20.697	24.908	20.719	295.8

8th 72 Marco BEZZECCHI DUCATI ITA
Mooney VR46 Racing Team
Runs=2 Total laps=20 Full laps=13

Run #	1	Front Tyre	Slick-Hard	Rear Tyre	Slick-Soft	
4 Laps at start 4 Laps at start						
1	2'56.602	21.177	22.733	27.274	21.789	295.0
2	1'34.681	27.181	20.938	25.449	21.113	297.5
3	1'32.893	26.060	20.701	25.201	20.931	296.7
4	1'32.650	26.071	20.637	25.163	20.779	297.5
5	1'32.660	26.056	20.652	25.127	20.825	296.7
6	1'32.384	25.930	20.579	25.009	20.866	295.8
7	1'34.953	25.992	20.712	25.619	22.630	294.2
8	1'32.598	25.958	20.517	25.255	20.868	293.4
9	1'37.785 *	29.393*	21.310	25.650	21.432*	295.0
10	1'33.181	26.099	20.960	25.225	20.897	294.2
11	1'32.905	26.030	20.848	25.127	20.900	295.0
12	1'41.846 P	28.846*	27.214	27.295	18.491	284.9
Run # 2 Front Tyre Slick-Hard Rear Tyre Slick-Soft						
New Tyre New Tyre						
13	1'27.579	19.453	21.551	25.450	21.125	295.8
14	1'31.999	25.816	20.524	24.923	20.736	296.7
15	1'31.956	25.776	20.438	24.945	20.797	298.3
16	1'34.000 P	31.308*	21.107	25.466	16.119	295.0
Run # 3 Front Tyre Slick-Hard Rear Tyre Slick-Soft						
4 Laps at start New Tyre						
17	1'35.008 *	19.074	26.303	28.144	21.487*	265.3
18	1'33.105	25.929	20.522	24.854	21.800	300.0
19	1'31.937 *	25.717*	20.446	24.919	20.855	297.5
20	1'32.488	25.935	20.554	25.001	20.998	300.0

9th 44 Poi ESPARGARO HONDA SPA
Repsol Honda Team
Runs=4 Total laps=17 Full laps=9

Run #	1	Front Tyre	Slick-Medium	Rear Tyre	Slick-Soft	
4 Laps at start 4 Laps at start						
1	2'13.969	19.696	22.985	27.563	22.036	283.4
2	1'41.177 *	30.266*	22.571	26.635	21.705	291.1

Fastest Lap: Jack MILLER Ducati Lenovo Team AUS 1'31.296 25.619 20.293 25.001 20.383

These data/results cannot be reproduced, stored and/or transmitted in whole or in part by any manner of electronic, mechanical, photocopying, recording, broadcasting or otherwise now known or herein after developed without the previous express consent by the copyright owner, except for reproduction in daily press and regular printed publications on sale to the public within 60 days of the event related to those data/results and always provided that copyright symbol appears together as follows below.
© DORNA, 2022



Free Practice Nr. 3

MotoGP

Lap	Lap Time	T1	T2	T3	T4	Speed	Lap	Lap Time	T1	T2	T3	T4	Speed	
11th	73	Alex MARQUEZ					SPA	14	1'30.946	21.703	22.289	25.694	21.260	291.8
		LCR Honda CASTROL						15	1'34.475	26.919	21.222	25.509	20.825	292.6
		Runs=3 Total laps=21 Full laps=11						16	1'32.449	25.932	20.606	25.226	20.685	295.0
<i>Run #</i>	<i>1</i>	<i>Front Tyre Slick-Medium</i>		<i>Rear Tyre Slick-Soft</i>			17	1'32.448	26.061	20.431	25.312	20.644	293.4	
		<i>New Tyre</i>		<i>4 Laps at start</i>			18	1'48.247	26.028	20.957	40.514	20.748	148.9	
1	2'02.248	19.451	22.632	26.867	21.871	291.1	19	1'32.263	25.934	20.538	25.174	20.617	293.4	
2	1'34.802	26.699	21.227	25.713	21.163	291.1								
3	1'33.417	26.111	20.823	25.544	20.939	290.3								
4	1'33.574 *	26.032	20.786	25.836*	20.920	290.3								
5	1'33.132	25.916	20.770	25.598	20.848	289.5								
6	1'32.127 P	28.417*	21.217	26.123	16.370	289.5								
<i>Run #</i>	<i>2</i>	<i>Front Tyre Slick-Medium</i>		<i>Rear Tyre Slick-Soft</i>										
		<i>6 Laps at start</i>		<i>10 Laps at start</i>										
7	1'31.279	19.793	22.464	27.397	21.625	279.0								
8	1'34.127	26.337	21.019	25.654	21.117	288.0								
9	1'40.219	25.938	24.162	28.856	21.263	289.5								
10	1'33.281 *	26.039	20.787	25.484	20.971*	293.4								
11	1'33.013	26.102	20.720	25.333	20.858	291.1								
12	1'32.601 P	27.868*	21.448	26.899	16.386	243.7								
<i>Run #</i>	<i>3</i>	<i>Front Tyre Slick-Hard</i>		<i>Rear Tyre Slick-Soft</i>										
		<i>New Tyre</i>		<i>New Tyre</i>										
13	1'28.395	19.328	21.805	25.929	21.333	293.4								
14	1'33.218	26.041	20.709	25.482	20.986	293.4								
15	1'32.639	25.826	20.811	25.180	20.822	294.2								
16	1'32.201	25.810	20.604	25.053	20.734	294.2								
17	1'32.728 P	28.575*	21.389	25.713	17.051	291.1								
<i>Run #</i>	<i>4</i>	<i>Front Tyre Slick-Hard</i>		<i>Rear Tyre Slick-Soft</i>										
		<i>5 Laps at start</i>		<i>New Tyre</i>										
18	1'31.894 *	19.046	23.984	27.110	21.754*	286.4								
19	1'32.732	26.086	20.716	25.083	20.847	299.1								
20	1'33.680 *	26.216*	20.862	25.302	21.300	297.5								
21	1'32.122	25.751	20.667	24.928	20.776	298.3								
12th	51	Michele PIRRO					ITA							
		Aruba.it Racing												
		Runs=2 Total laps=19 Full laps=13												
<i>Run #</i>	<i>1</i>	<i>Front Tyre Slick-Medium</i>		<i>Rear Tyre Slick-Medium</i>										
		<i>New Tyre</i>		<i>New Tyre</i>										
1	2'51.059	23.137	22.329	26.726	21.719	289.5								
2	1'34.871	26.603	20.904	26.118	21.246	294.2								
3	1'32.966	26.220	20.781	25.110	20.855	295.8								
4	1'33.478	26.093	21.026	25.496	20.863	295.0								
5	1'32.665	26.057	20.745	25.137	20.726	295.8								
6	1'32.591	26.154	20.651	24.992	20.794	295.0								
7	1'42.704 P	28.201	27.111	28.873	18.519	216.4								
<i>Run #</i>	<i>2</i>	<i>Front Tyre Slick-Medium</i>		<i>Rear Tyre Slick-Medium</i>										
		<i>7 Laps at start</i>		<i>7 Laps at start</i>										
8	1'32.485	20.032	23.308	25.982	23.163	291.1								
9	1'33.769 *	26.401	21.073	25.356	20.939*	294.2								
10	1'33.050	26.124	20.875	25.223	20.828	295.8								
11	1'33.157	26.135	20.948	25.210	20.864	293.4								
12	1'32.894	26.191	20.729	25.213	20.761	294.2								
13	1'36.382 P	27.996	22.901	27.645	17.840	254.7								
<i>Run #</i>	<i>3</i>	<i>Front Tyre Slick-Medium</i>		<i>Rear Tyre Slick-Soft</i>										
		<i>New Tyre</i>		<i>New Tyre</i>										
13th	5	Johann ZARCO					FRA							
		Prima Pramac Racing												
		Runs=3 Total laps=19 Full laps=9												
<i>Run #</i>	<i>1</i>	<i>Front Tyre Slick-Hard</i>		<i>Rear Tyre Slick-Soft</i>										
		<i>13 Laps at start</i>		<i>4 Laps at start</i>										
1	2'21.386	20.763	23.559	26.987	22.019	288.0								
2	1'35.669	27.100	21.395	26.113	21.061	293.4								
3	1'34.454 *	26.399	20.799	26.190*	21.066	296.7								
4	1'33.381	26.370	20.703	25.543	20.765	295.0								
5	1'32.444 P	26.212	20.677	27.304	18.251	295.8								
<i>Run #</i>	<i>2</i>	<i>Front Tyre Slick-Hard</i>		<i>Rear Tyre Slick-Soft</i>										
		<i>18 Laps at start</i>		<i>9 Laps at start</i>										
6	1'29.650	20.260	21.755	26.407	21.228	291.1								
7	1'33.933	26.350	20.890	25.728	20.965	291.8								
8	1'34.286 *	26.503	20.829	26.016*	20.938	290.3								
9	1'33.964 *	26.254	20.773	26.033*	20.904	292.6								
10	1'33.339	26.147	20.771	25.529	20.892	292.6								
11	1'38.592 P	29.772	22.901	28.257	17.662	265.3								
<i>Run #</i>	<i>3</i>	<i>Front Tyre Slick-Hard</i>		<i>Rear Tyre Slick-Soft</i>										
		<i>New Tyre</i>		<i>New Tyre</i>										
12	1'31.350	22.040	21.934	26.269	21.107	290.3								
13	1'32.987	26.284	20.645	25.405	20.653	295.8								
14	1'32.350	26.004	20.568	25.241	20.537	295.0								
15	1'37.391 P	31.348*	21.970	26.810	17.263	287.2								
<i>Run #</i>	<i>4</i>	<i>Front Tyre Slick-Hard</i>		<i>Rear Tyre Slick-Soft</i>										
		<i>4 Laps at start</i>		<i>New Tyre</i>										
16	1'27.539	18.622	21.533	26.119	21.265	289.5								
17	1'32.824	26.003	20.660	25.160	21.001	292.6								
18	1'34.051	26.364	21.197	25.731	20.759	294.2								
19	1'39.068	25.886	20.468	29.446	23.268	297.5								
14th	23	Enea BASTIANINI					ITA							
		Gresini Racing MotoGP												
		Runs=2 Total laps=17 Full laps=5												
<i>Run #</i>	<i>1</i>	<i>Front Tyre Slick-Medium</i>		<i>Rear Tyre Slick-Soft</i>										
		<i>New Tyre</i>		<i>4 Laps at start</i>										
1	2'40.175	20.602	22.316	26.069	21.643	290.3								
2	1'34.270	26.566	21.023	25.633	21.048	291.1								
3	1'32.983	26.149	20.862	25.110	20.862	295.0								
4	1'33.987 *	26.966*	20.872	25.301	20.848	295.8								
5	1'32.411	25.918	20.638	25.071	20.784	296.7								
6	1'34.644 *	26.748*	20.836	25.859	21.201	295.8								
7	1'32.395	25.939	20.683	25.042	20.731	296.7								
8	1'31.253 P	27.220	21.286	26.442	16.305	295.0								
<i>Run #</i>	<i>2</i>	<i>Front Tyre Slick-Hard</i>		<i>Rear Tyre Slick-Soft</i>										
		<i>New Tyre</i>		<i>New Tyre</i>										
9	1'30.581	21.437	21.716	25.986	21.442	290.3								
10	1'33.023 *	26.059	20.681	25.387*	20.896	294.2								
11	1'39.326	25.733	20.553	25.038	28.002	295.8								

Fastest Lap: Jack MILLER Ducati Lenovo Team AUS **1'31.296** 25.619 20.293 25.001 20.383

These data/results cannot be reproduced, stored and/or transmitted in whole or in part by any manner of electronic, mechanical, photocopying, recording, broadcasting or otherwise now known or herein after developed without the previous express consent by the copyright owner, except for reproduction in daily press and regular printed publications on sale to the public within 60 days of the event related to those data/results and always provided that copyright symbol appears together as follows below.
© DORNA, 2022

Official MotoGP Timing by TISSOT
www.motogp.com



Free Practice Nr. 3

MotoGP

Lap	Lap Time	T1	T2	T3	T4	Speed	Lap	Lap Time	T1	T2	T3	T4	Speed		
12	1'32.110	*	25.832	20.588	25.017	20.673*	298.3	11	1'33.032	*	26.068	20.749	25.386	20.829*	293.4
13	1'32.658	P	25.915	22.754	25.427	18.562	295.0	12	1'34.156	P	26.888	22.291	26.816	18.161	281.9

15th **49** **Fabio DI GIANNANTONI** DUCATI ITA
Gresini Racing MotoGP

Runs=3 Total laps=18 Full laps=8

Run #	1	Front Tyre	Slick-Hard	Rear Tyre	Slick-Medium	Speed	
4 Laps at start							
1	2'56.847	21.275	22.655	27.016	21.838	291.8	
2	1'34.607	26.411	21.103	25.909	21.184	293.4	
3	1'33.371	26.175	20.796	25.494	20.906	293.4	
4	1'32.730	25.924	20.740	25.253	20.813	295.0	
5	1'32.417	25.871	20.679	25.159	20.708	295.8	
6	1'32.653	*	25.893	20.663	25.271*	20.826	294.2
7	1'34.719	P	27.997*	21.437	26.526	18.759	285.7
11 Laps at start							
8	1'31.797	22.464	21.761	26.221	21.351	291.8	
9	1'34.484	26.166	21.364	25.933	21.021	287.2	
10	1'33.199	25.951	20.904	25.454	20.890	292.6	
11	1'37.630	29.248	21.645	25.774	20.963	293.4	
12	1'28.060	P	25.967	20.736	25.310	16.047	292.6
7 Laps at start							
Run #	2	Front Tyre	Slick-Hard	Rear Tyre	Slick-Medium	Speed	
New Tyre							
13	1'29.047	20.600	21.196	26.067	21.184	293.4	
14	4'53.076	P	25.844				
New Tyre							
Run #	3	Front Tyre	Slick-Hard	Rear Tyre	Slick-Soft	Speed	
New Tyre							
15	1'30.737	*	19.687	21.757	27.480	21.813*	261.5
16	1'40.058		26.094	20.933	25.824	27.207	293.4
17	1'33.661	*	26.430*	20.909	25.379	20.943	295.0
18	1'32.562	*	25.943*	20.595	25.246	20.778	295.8

16th **6** **Stefan BRADL** HONDA GER
Repsol Honda Team

Runs=3 Total laps=20 Full laps=12

Run #	1	Front Tyre	Slick-Medium	Rear Tyre	Slick-Medium	Speed	
4 Laps at start							
1	2'14.266	20.419	23.027	27.666	21.903	273.4	
2	1'41.537	26.909	23.587	29.430	21.611	255.3	
3	1'33.753	26.338	20.937	25.535	20.943	294.2	
4	1'33.404	26.251	20.940	25.396	20.817	294.2	
5	1'33.736	26.281	20.957	25.572	20.926	292.6	
6	1'39.805	P	28.486*	27.611	27.059	16.649	286.4
6 Laps at start							
Run #	2	Front Tyre	Slick-Medium	Rear Tyre	Slick-Medium	Speed	
6 Laps at start							
7	1'39.193	20.782	23.961	32.584	21.866	241.0	
8	1'34.176	26.460	21.015	25.635	21.066	291.8	
9	1'33.405	26.192	20.927	25.401	20.885	292.6	
10	1'33.223	26.142	20.792	25.370	20.919	293.4	

17th **41** **Aleix ESPARGARO** APRILIA SPA
Aprilia Racing

Runs=2 Total laps=20 Full laps=11

Run #	1	Front Tyre	Slick-Hard	Rear Tyre	Slick-Medium	Speed	
4 Laps at start							
1	2'34.561	19.990	22.557	28.311	23.136	288.0	
2	1'35.140	27.085	21.284	25.598	21.173	291.1	
3	1'34.586	26.507	21.191	25.829	21.059	294.2	
4	1'34.325	*	26.895*	21.064	25.385	20.981	293.4
5	1'33.215	26.276	20.877	25.170	20.892	294.2	
6	1'38.159	29.477	21.635	25.926	21.121	291.1	
7	1'33.235	*	26.297	20.917	25.240*	20.781	293.4
8	1'32.774	25.992	20.803	25.221	20.758	292.6	
9	1'32.553	25.882	20.703	25.179	20.789	293.4	
10	1'33.021	26.000	20.841	25.283	20.897	292.6	
11	1'35.207	P	29.307*	22.265	26.284	17.351	295.0
16 Laps at start							
Run #	2	Front Tyre	Slick-Hard	Rear Tyre	Slick-Soft	Speed	
New Tyre							
12	1'31.149	21.255	22.250	26.070	21.574	292.6	
13	1'33.032	26.113	20.778	25.328	20.813	292.6	
14	1'32.464	25.958	20.613	25.110	20.783	295.0	
15	1'37.660	P	25.962	26.329	27.398	17.971	266.0

18th **30** **Takaaki NAKAGAMI** HONDA JPN
LCR Honda IDEMITSU

Runs=3 Total laps=20 Full laps=6

Run #	1	Front Tyre	Slick-Medium	Rear Tyre	Slick-Soft	Speed	
8 Laps at start							
1	2'16.308	20.945	23.284	30.597	22.220	205.3	
2	1'37.683	*	26.810	21.113	28.431*	21.329	288.0
3	1'33.598	26.184	20.909	25.647	20.858	290.3	
4	1'32.897	25.995	20.659	25.505	20.738	291.1	
5	1'32.825	25.952	20.704	25.335	20.834	290.3	
6	1'34.155	P	27.716*	22.027	28.134	16.278	208.0
6 Laps at start							

Fastest Lap: Jack MILLER Ducati Lenovo Team AUS **1'31.296** 25.619 20.293 25.001 20.383

These data/results cannot be reproduced, stored and/or transmitted in whole or in part by any manner of electronic, mechanical, photocopying, recording, broadcasting or otherwise now known or herein after developed without the previous express consent by the copyright owner, except for reproduction in daily press and regular printed publications on sale to the public within 60 days of the event related to those data/results and always provided that copyright symbol appears together as follows below.
© DORNA, 2022

Official MotoGP Timing by TISSOT
www.motogp.com



Free Practice Nr. 3

MotoGP

Lap	Lap Time	T1	T2	T3	T4	Speed	Lap	Lap Time	T1	T2	T3	T4	Speed
19th 33 Brad BINDER KTM RSA Red Bull KTM Factory Racing							20th 4 Andrea DOVIZIOSO YAMAHA ITA WithU Yamaha RNF MotoGP Team						
Runs=3 Total laps=21 Full laps=11							Runs=3 Total laps=21 Full laps=8						
Run #	1	Front Tyre	Slick-Hard	Rear Tyre	Slick-Soft		Run #	1	Front Tyre	Slick-Medium	Rear Tyre	Slick-Medium	
4 Laps at start							New Tyre						
1	2'15.003	20.777	22.710	27.545	22.083	288.0	1	2'00.839	20.706	23.044	27.124	21.992	284.2
2	1'42.552	33.881	21.509	25.969	21.193	295.8	2	1'35.373	26.883	21.325	25.926	21.239	288.0
3	1'34.181 *	26.309	20.938	25.831*	21.103	296.7	3	1'34.514 *	26.390	21.011	26.138	20.975*	275.5
4	1'33.435	26.422	20.868	25.353	20.792	296.7	4	1'33.443 *	26.103	20.861	25.564*	20.915	289.5
5	1'34.062	26.130	20.770	26.002	21.160	297.5	5	1'33.244	26.033	20.889	25.402	20.920	293.4
6	1'36.679 P	32.484*	21.244	26.412	16.539	281.2	6	1'33.896 P	28.672	21.656	26.584	16.984	284.2
Run #	2	Front Tyre	Slick-Hard	Rear Tyre	Slick-Soft		Run #	2	Front Tyre	Slick-Medium	Rear Tyre	Slick-Medium	
15 Laps at start							6 Laps at start						
7	1'32.765	22.471	21.650	26.987	21.657	290.3	7	1'29.976	19.928	21.876	26.567	21.605	285.7
8	1'38.864	26.861	25.478	25.731	20.794	291.1	8	1'34.283	26.403	21.218	25.658	21.004	290.3
9	1'33.415	26.185	21.007	25.353	20.870	292.6	9	1'33.259 *	26.021	20.918	25.420	20.900*	290.3
10	1'33.330 *	26.097	20.772	25.546	20.915*	291.1	10	1'33.315	26.018	20.811	25.540	20.946	291.1
11	1'33.340	25.979	20.926	25.326	21.109	292.6	11	1'33.513 *	26.051	20.816	25.468*	21.178*	291.8
12	1'34.817 P	27.924*	20.882	25.669	20.342	292.6	12	1'29.086 P	26.044	20.844	25.463	16.735	291.1
Run #	3	Front Tyre	Slick-Hard	Rear Tyre	Slick-Soft		Run #	3	Front Tyre	Slick-Hard	Rear Tyre	Slick-Soft	
New Tyre							New Tyre						
13	1'27.028	18.895	21.276	25.915	20.942	294.2	13	1'29.598	19.602	22.031	26.293	21.672	286.4
14	1'32.520	25.977	20.551	25.354	20.638	293.4	14	1'39.873	26.728	21.128	27.977	24.040	262.1
15	1'32.678	25.795	20.794	25.354	20.735	294.2	15	1'33.156	26.220	20.795	25.293	20.848	290.3
16	1'36.176	25.846	20.702	25.424	24.204	291.8	16	1'32.716	25.944	20.726	25.259	20.787	292.6
17	1'48.646 P	34.667*	26.642	25.879	21.458	294.2	17	1'33.602 P	30.001*	21.342	25.907	16.352	288.0
Run #	4	Front Tyre	Slick-Hard	Rear Tyre	Slick-Soft		Run #	4	Front Tyre	Slick-Hard	Rear Tyre	Slick-Soft	
5 Laps at start							5 Laps at start						
18	1'29.120 *	21.453	21.045	25.642	20.980*	295.0	18	1'32.661 *	19.504	21.695	29.197	22.265*	245.4
19	1'39.638	26.339	22.668	29.830	20.801	267.9	19	1'37.351	26.701	21.017	27.659	21.974	254.1
20	1'36.142	28.129	21.268	25.968	20.777	289.5	20	1'34.681 *	26.235*	20.779	25.187	22.480	293.4
21	1'36.496 *	28.388*	21.273	25.660	21.175	291.8	21	1'32.551 *	25.905*	20.652	25.110	20.884	295.8
21st 89 Jorge MARTIN DUCATI SPA Prima Pramac Racing							21st 89 Jorge MARTIN DUCATI SPA Prima Pramac Racing						
Runs=3 Total laps=20 Full laps=10							Runs=3 Total laps=20 Full laps=10						
Run #	1	Front Tyre	Slick-Hard	Rear Tyre	Slick-Soft		Run #	1	Front Tyre	Slick-Hard	Rear Tyre	Slick-Soft	
15 Laps at start							15 Laps at start						
1	2'27.624	19.797	21.843	26.728	22.016	291.1	1	2'27.624	19.797	21.843	26.728	22.016	291.1
2	1'34.849	26.696	21.176	25.771	21.206	291.1	2	1'34.849	26.696	21.176	25.771	21.206	291.1
3	1'33.464	26.270	20.753	25.490	20.951	291.1	3	1'33.464	26.270	20.753	25.490	20.951	291.1
4	1'35.617	26.039	22.239	26.219	21.120	295.8	4	1'35.617	26.039	22.239	26.219	21.120	295.8
5	1'32.975	26.232	20.691	25.265	20.787	295.0	5	1'32.975	26.232	20.691	25.265	20.787	295.0
6	1'34.478	26.128	20.785	26.172	21.393	293.4	6	1'34.478	26.128	20.785	26.172	21.393	293.4
7	1'33.183	26.141	20.771	25.362	20.909	291.8	7	1'33.183	26.141	20.771	25.362	20.909	291.8
8	1'36.092 P	29.144*	22.264	26.736	17.948	292.6	8	1'36.092 P	29.144*	22.264	26.736	17.948	292.6
Run #	2	Front Tyre	Slick-Hard	Rear Tyre	Slick-Soft		Run #	2	Front Tyre	Slick-Hard	Rear Tyre	Slick-Soft	
23 Laps at start							23 Laps at start						
9	1'30.480	21.470	21.508	25.829	21.673	291.8	9	1'30.480	21.470	21.508	25.829	21.673	291.8
10	1'39.524	26.976	23.519	27.607	21.422	290.3	10	1'39.524	26.976	23.519	27.607	21.422	290.3
11	1'33.666	26.169	20.813	25.502	21.182	293.4	11	1'33.666	26.169	20.813	25.502	21.182	293.4
12	1'33.075	26.090	20.660	25.403	20.922	294.2	12	1'33.075	26.090	20.660	25.403	20.922	294.2
13	1'31.989 P	28.032*	21.354	26.405	16.198	293.4	13	1'31.989 P	28.032*	21.354	26.405	16.198	293.4

Fastest Lap: Jack MILLER Ducati Lenovo Team AUS **1'31.296** 25.619 20.293 25.001 20.383

These data/results cannot be reproduced, stored and/or transmitted in whole or in part by any manner of electronic, mechanical, photocopying, recording, broadcasting or otherwise now known or herein after developed without the previous express consent by the copyright owner, except for reproduction in daily press and regular printed publications on sale to the public within 60 days of the event related to those data/results and always provided that copyright symbol appears together as follows below.
© DORNA, 2022

Official MotoGP Timing by TISSOT
www.motogp.com



Free Practice Nr. 3

MotoGP

Lap	Lap Time	T1	T2	T3	T4	Speed	Lap	Lap Time	T1	T2	T3	T4	Speed	
Run # 3	Front Tyre	Slick-Soft	Rear Tyre	Slick-Soft				Run # 2	Front Tyre	Slick-Hard	Rear Tyre	Slick-Soft		
	New Tyre	New Tyre												
14	1'27.432	19.028	21.632	25.572	21.200	298.3	8	1'36.728	21.647	22.020	27.892	25.169	279.7	
15	1'36.347	25.906	20.535	28.381	21.525	296.7	9	1'35.346 *	26.752	21.131	26.298*	21.165*	290.3	
16	1'29.108 P	25.794	20.540	25.695*	17.079	291.1	10	1'34.061	26.380	20.976	25.695	21.010	288.7	
Run # 4	Front Tyre	Slick-Hard	Rear Tyre	Slick-Soft				11	1'33.711	26.280	20.973	25.497	20.961	291.1
	New Tyre	New Tyre												
17	1'30.320 *	19.469	21.131	27.927	21.793*	260.8	12	1'37.521 P	26.264	20.944	28.863*	21.450	290.3	
18	1'38.263 *	25.922	22.565	28.568*	21.208	250.5	Run # 3	Front Tyre	Slick-Hard	Rear Tyre	Slick-Soft			
19	1'32.980 *	26.283*	20.810	25.054	20.833	297.5		New Tyre	New Tyre					
20	1'31.787 *	25.676*	20.376	25.013	20.722	295.8	13	1'36.389	20.936	22.303	29.297	23.853	247.7	

22nd 40 **Darryn BINDER** YAMAHA RSA
WithU Yamaha RNF MotoGP Team

Runs=3 Total laps=19 Full laps=9

Run #	1	Front Tyre	Slick-Medium	Rear Tyre	Slick-Medium	Speed
		New Tyre	New Tyre			
1	2'04.254	20.100	22.055	26.481	21.816	291.8
2	1'34.673	26.569	21.227	25.748	21.129	292.6
3	1'36.081 *	27.596*	21.491	25.838	21.156	292.6
4	1'33.733	26.148	20.945	25.592	21.048	291.1
5	1'34.295	26.195	21.162	25.731	21.207	291.1
6	1'34.253 *	26.438	21.125	25.642*	21.048*	291.1
7	1'37.574 P	26.958	24.180	26.994	19.442	279.7
Run # 2	Front Tyre	Slick-Medium	Rear Tyre	Slick-Medium		
	7 Laps at start	7 Laps at start				
8	1'32.552	20.449	24.568	26.108	21.427	291.8
9	1'34.179	26.459	21.102	25.543	21.075	291.8
10	1'33.664	26.131	20.917	25.647	20.969	292.6
11	1'33.230 P	26.172	20.957	28.584*	17.517	289.5
Run # 3	Front Tyre	Slick-Medium	Rear Tyre	Slick-Soft		
	New Tyre	New Tyre				
12	1'28.598	19.302	21.873	26.156	21.267	290.3
13	1'39.243	27.345	24.301	25.952	21.645	295.8
14	1'33.240	26.214	20.860	25.295	20.871	295.8
15	1'39.580 P	30.157	25.531	26.750	17.142	290.3
Run # 4	Front Tyre	Slick-Medium	Rear Tyre	Slick-Soft		
	4 Laps at start	New Tyre				
16	1'39.234 *	19.802	28.619	27.228	23.585*	277.6
17	1'33.413	26.217	20.971	25.377	20.848	296.7
18	1'33.528 *	25.940*	20.898	25.756*	20.934	295.8
19	1'33.330	25.890	20.909	25.552	20.979	293.4

23rd 25 **Raul FERNANDEZ** KTM SPA
Tech3 KTM Factory Racing

Runs=2 Total laps=20 Full laps=11

Run #	1	Front Tyre	Slick-Hard	Rear Tyre	Slick-Soft	Speed
		7 Laps at start	7 Laps at start			
1	2'18.642	20.652	22.446	27.362	29.811	288.0
2	1'36.677	27.078	21.500	26.455	21.644	288.7
3	1'34.036	26.527	20.928	25.630	20.951	292.6
4	1'33.340	26.264	20.752	25.359	20.965	293.4
5	1'38.161	26.405	20.716	25.689	25.351	292.6
6	1'34.111	26.445	20.832	25.761	21.073	289.5
7	1'43.045 P	36.224*	21.828	26.637	18.356	288.0

24th 87 **Remy GARDNER** KTM AUS
Tech3 KTM Factory Racing

Runs=2 Total laps=19 Full laps=9

Run #	1	Front Tyre	Slick-Hard	Rear Tyre	Slick-Medium	Speed
		4 Laps at start	13 Laps at start			
1	2'03.221	23.768	23.926	27.288	21.906	284.2
2	1'35.652 *	26.942	21.411	25.910	21.389*	289.5
3	1'34.716	26.444	21.280	25.683	21.309	289.5
4	1'47.574	26.382	22.524	34.476	24.192	160.4
5	1'36.381	26.295	22.846	25.949	21.291	294.2
6	1'33.976	26.250	21.016	25.656	21.054	288.0
7	1'43.009 *	26.179	22.725	28.486	25.619*	279.0
8	1'43.155	26.116	20.949	29.352	26.738	287.2
9	2'10.697 P	26.116	20.980	25.534	58.067	290.3
Run # 2	Front Tyre	Slick-Hard	Rear Tyre	Slick-Soft		
	New Tyre	New Tyre				
10	1'40.971	23.505	23.086	27.799	26.581	270.6
11	1'35.386	26.421	21.277	25.932	21.756	289.5
12	1'37.073	26.922	21.096	27.753	21.302	219.0
13	1'33.378	25.976	20.870	25.464	21.068	290.3
14	1'37.208 *	26.031	20.832	25.641	24.704*	291.8
15	1'40.801 P	33.118*	22.664	26.566	18.453	286.4
Run # 3	Front Tyre	Slick-Hard	Rear Tyre	Slick-Soft		
	6 Laps at start	New Tyre				
16	1'30.248 *	19.350	22.306	27.026	21.566*	267.9
17	1'33.574	26.128	20.885	25.499	21.062	293.4
18	1'37.405 *	26.210*	21.049	25.967	24.179*	284.2
19	1'44.370 *	26.057	21.005	34.369	22.939*	291.1

25th 92 **Kazuki WATANABE** SUZUKI JPN
Team SUZUKI ECSTAR

Runs=1 Total laps=22 Full laps=13

Run #	1	Front Tyre	Slick-Soft	Rear Tyre	Slick-Medium	Speed
		New Tyre	New Tyre			
1	2'57.970	21.465	24.034	28.530	23.254	283.4
2	1'39.755	28.375	22.294	27.069	22.017	288.0
3	1'37.763	27.286	21.721	26.757	21.999	288.0
4	1'37.214 *	27.280	21.569	26.624*	21.741	288.7

Fastest Lap: Jack MILLER Ducati Lenovo Team AUS **1'31.296** 25.619 20.293 25.001 20.383

These data/results cannot be reproduced, stored and/or transmitted in whole or in part by any manner of electronic, mechanical, photocopying, recording, broadcasting or otherwise now known or herein after developed without the previous express consent by the copyright owner, except for reproduction in daily press and regular printed publications on sale to the public within 60 days of the event related to those data/results and always provided that copyright symbol appears together as follows below.
© DORNA, 2022

Official MotoGP Timing by TISSOT
www.motogp.com



Free Practice Nr. 3

MotoGP

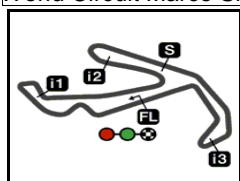
Lap	Lap Time	T1	T2	T3	T4	Speed	Lap	Lap Time	T1	T2	T3	T4	Speed
5	1'36.326	26.999	21.353	26.464	21.510	288.0							
6	1'38.318 *	27.299	21.371	27.846*	21.802	284.2							
7	1'37.147 *	26.924	22.093	26.631*	21.499	289.5							
8	1'36.126	26.971	21.410	26.348	21.397	288.7							
9	1'36.221 *	26.873	21.578	26.284*	21.486	289.5							
10	1'36.346	26.897	21.378	26.541	21.530	288.7							
11	1'39.064 *	27.049	21.557	27.560*	22.898	288.0							
12	1'36.142	26.990	21.338	26.340	21.474	289.5							
13	1'35.877	26.879	21.512	<u>26.226</u>	<u>21.260</u>	289.5							
14	1'37.915 P	27.490	25.025	26.393	19.007	<u>291.1</u>							
Run #	2	Front Tyre	Slick-Medium	Rear Tyre	Slick-Soft								
			New Tyre		New Tyre								
15	1'48.701	29.647	24.438	28.447	26.169	277.6							
16	1'40.711	28.732	23.573	26.718	21.688	291.1							
17	1'36.316	27.119	21.377	26.418	21.402	288.7							
18	<u>1'35.683</u>	26.822	<u>21.273</u>	26.268	21.320	287.2							
19	1'35.736 *	<u>26.751</u>	21.357	26.254	21.374*	288.7							
20	1'48.740	26.788	21.439	30.618	29.895	286.4							
21	1'35.867	26.790	21.379	26.374	21.324	288.0							
22	1'35.825	26.880	21.287	26.381	21.277	288.0							

Fastest Lap: Jack MILLER Ducati Lenovo Team AUS **1'31.296** 25.619 20.293 25.001 20.383

These data/results cannot be reproduced, stored and/or transmitted in whole or in part by any manner of electronic, mechanical, photocopying, recording, broadcasting or otherwise now known or herein after developed without the previous express consent by the copyright owner, except for reproduction in daily press and regular printed publications on sale to the public within 60 days of the event related to those data/results and always provided that copyright symbol appears together as follows below.
© DORNA, 2022

Official MotoGP Timing by **TISSOT**
www.motogp.com





4226 m.

GP GRYPYN DI SAN MARINO E DELLA RIVIERA DI RIMINI

Free Practice Nr. 3

Best Partial Times

MotoGP™

IT Ideal Lap Time, sum of the best partial times

BT Best Lap Time

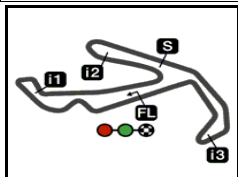
T1		T2		T3		T4				IT		BT	
Pos	Rider	Time	Rider	Time	Rider	Time	Rider	Time	Pos	Rider	IT	BT	
1	F.BAGNAIA	25.499	J.MILLER	20.293	E.BASTIANINI	24.803	J.MILLER	20.383	1	F.BAGNAIA	1'31.207	1'31.367	(2)
2	J.MILLER	25.619	F.BAGNAIA	20.300	M.BEZZECCHI	24.854	M.OLIVEIRA	20.505	2	J.MILLER	1'31.296	1'31.296	(1)
3	F.QUARTARARO	25.637	J.MARTIN	20.376	F.BAGNAIA	24.867	F.MORBIDELLI	20.524	3	E.BASTIANINI	1'31.580	1'32.395	(14)
4	F.MORBIDELLI	25.666	M.PIRRO	20.431	L.MARINI	24.908	F.QUARTARARO	20.534	4	F.QUARTARARO	1'31.632	1'31.644	(3)
5	A.RINS	25.689	P.ESPARGARO	20.433	A.MARQUEZ	24.928	J.ZARCO	20.537	5	A.RINS	1'31.669	1'31.707	(4)
6	M.VIÑALES	25.723	M.BEZZECCHI	20.438	A.RINS	24.962	F.BAGNAIA	20.541	6	M.VIÑALES	1'31.732	1'31.844	(5)
7	E.BASTIANINI	25.733	E.BASTIANINI	20.443	M.OLIVEIRA	24.977	M.VIÑALES	20.551	7	M.OLIVEIRA	1'31.741	1'31.955	(7)
8	A.MARQUEZ	25.751	M.VIÑALES	20.445	M.PIRRO	24.992	A.RINS	20.572	8	M.BEZZECCHI	1'31.804	1'31.956	(8)
9	L.MARINI	25.752	A.RINS	20.446	F.QUARTARARO	24.997	E.BASTIANINI	20.601	9	F.MORBIDELLI	1'31.898	1'31.937	(6)
10	M.BEZZECCHI	25.776	M.OLIVEIRA	20.457	J.MILLER	25.001	M.PIRRO	20.617	10	J.MARTIN	1'31.905	1'32.975	(21)
11	J.MARTIN	25.794	F.QUARTARARO	20.464	M.VIÑALES	25.013	P.ESPARGARO	20.634	11	M.PIRRO	1'31.972	1'32.263	(12)
12	B.BINDER	25.795	J.ZARCO	20.468	J.MARTIN	25.013	B.BINDER	20.638	12	A.MARQUEZ	1'32.017	1'32.122	(11)
13	M.OLIVEIRA	25.802	B.BINDER	20.551	A.ESPARGARO	25.057	S.BRADL	20.707	13	J.ZARCO	1'32.051	1'32.350	(13)
14	P.ESPARGARO	25.833	F.MORBIDELLI	20.558	A.DOVIZIOSO	25.110	F.DI GIANNANTO	20.708	14	P.ESPARGARO	1'32.075	1'32.075	(9)
15	F.DI GIANNANTO	25.844	R.FERNANDEZ	20.579	S.BRADL	25.110	L.MARINI	20.719	15	L.MARINI	1'32.076	1'32.076	(10)
16	T.NAKAGAMI	25.855	F.DI GIANNANTO	20.595	F.MORBIDELLI	25.150	J.MARTIN	20.722	16	A.ESPARGARO	1'32.293	1'32.464	(17)
17	A.ESPARGARO	25.865	A.MARQUEZ	20.604	F.DI GIANNANTO	25.159	A.MARQUEZ	20.734	17	F.DI GIANNANTO	1'32.306	1'32.417	(15)
18	J.ZARCO	25.886	A.ESPARGARO	20.613	J.ZARCO	25.160	M.BEZZECCHI	20.736	18	B.BINDER	1'32.310	1'32.520	(19)
19	D.BINDER	25.890	A.DOVIZIOSO	20.652	P.ESPARGARO	25.175	T.NAKAGAMI	20.738	19	S.BRADL	1'32.417	1'32.462	(16)
20	S.BRADL	25.903	T.NAKAGAMI	20.659	T.NAKAGAMI	25.186	A.ESPARGARO	20.758	20	T.NAKAGAMI	1'32.438	1'32.506	(18)
21	M.PIRRO	25.932	S.BRADL	20.697	R.FERNANDEZ	25.274	A.DOVIZIOSO	20.787	21	A.DOVIZIOSO	1'32.493	1'32.716	(20)
22	A.DOVIZIOSO	25.944	L.MARINI	20.697	D.BINDER	25.295	D.BINDER	20.848	22	D.BINDER	1'32.893	1'33.240	(22)
23	R.GARDNER	25.976	R.GARDNER	20.832	B.BINDER	25.326	R.FERNANDEZ	20.922	23	R.FERNANDEZ	1'32.928	1'33.340	(23)
24	R.FERNANDEZ	26.153	D.BINDER	20.860	R.GARDNER	25.464	R.GARDNER	21.054	24	R.GARDNER	1'33.326	1'33.378	(24)

These data/results cannot be reproduced, stored and/or transmitted in whole or in part by any manner of electronic, mechanical, photocopying, recording, broadcasting or otherwise now known or herein after developed without the previous express consent by the copyright owner, except for reproduction in daily press and regular printed publications on sale to the public within 60 days of the event related to those data/results and always provided that copyright symbol appears together as follows below.

© DORNA, 2022

Official MotoGP Timing by TISSOT
www.motogp.com





4226 m.

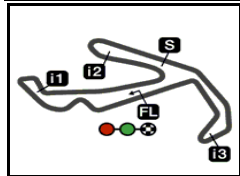
GP GRYPYN DI SAN MARINO E DELLA RIVIERA DI RIMINI**Free Practice Nr. 3****Best Partial Times****MotoGP™***IT Ideal Lap Time, sum of the best partial times**BT Best Lap Time*

		T1		T2		T3		T4				<i>IT</i>	<i>BT</i>
<i>Pos</i>	<i>Rider</i>	<i>Time</i>	<i>Rider</i>	<i>Time</i>	<i>Rider</i>	<i>Time</i>	<i>Rider</i>	<i>Time</i>	<i>Pos</i>	<i>Rider</i>			
	25K.WATANABE	26.751	K.WATANABE	21.273	K.WATANABE	26.226	K.WATANABE	21.260	25	K.WATANABE	1'35.510	1'35.683	(25)

These data/results cannot be reproduced, stored and/or transmitted in whole or in part by any manner of electronic, mechanical, photocopying, recording, broadcasting or otherwise now known or herein after developed without the previous express consent by the copyright owner, except for reproduction in daily press and regular printed publications on sale to the public within 60 days of the event related to those data/results and always provided that copyright symbol appears together as follows below.
© DORNA, 2022

Official MotoGP Timing by **TISSOT**
www.motogp.com





4226 m.

GP GRYPYN DI SAN MARINO E DELLA RIVIERA DI RIMINI**Free Practice Nr. 3****Fastest Laps Sequence**

<i>Practice Time</i>	 <i>Rider</i>	<i>Nation</i>	<i>Motorcycle</i>	<i>Time</i>	<i>Km/h</i>	<i>Rider's Lap</i>
3'36.212	4 Andrea DOVIZIOSO	ITA	YAMAHA	1'35.373	159.5	2
3'37.050	73 Alex MARQUEZ	SPA	HONDA	1'34.802	160.4	2
3'38.927	40 Darryn BINDER	RSA	YAMAHA	1'34.673	160.6	2
4'09.783	12 Maverick VIÑALES	SPA	APRILIA	1'34.642	160.7	2
4'14.445	23 Enea BASTIANINI	ITA	DUCATI	1'34.270	161.3	2
5'10.467	73 Alex MARQUEZ	SPA	HONDA	1'33.417	162.8	3
5'36.159	42 Alex RINS	SPA	SUZUKI	1'33.383	162.9	3
5'47.428	23 Enea BASTIANINI	ITA	DUCATI	1'32.983	163.6	3
5'58.896	51 Michele PIRRO	ITA	DUCATI	1'32.966	163.6	3
6'03.923	63 Francesco BAGNAIA	ITA	DUCATI	1'32.869	163.8	3
6'59.312	88 Miguel OLIVEIRA	POR	KTM	1'32.823	163.8	4
7'36.517	63 Francesco BAGNAIA	ITA	DUCATI	1'32.594	164.3	4
8'53.826	23 Enea BASTIANINI	ITA	DUCATI	1'32.411	164.6	5
9'08.671	63 Francesco BAGNAIA	ITA	DUCATI	1'32.154	165.0	5
32'57.023	20 Fabio QUARTARARO	FRA	YAMAHA	1'31.644	166.0	16
36'13.889	43 Jack MILLER	AUS	DUCATI	1'31.296	166.6	17

These data/results cannot be reproduced, stored and/or transmitted in whole or in part by any manner of electronic, mechanical, photocopying, recording, broadcasting or otherwise now known or herein after developed without the previous express consent by the copyright owner, except for reproduction in daily press and regular printed publications on sale to the public within 60 days of the event related to those data/results and always provided that copyright symbol appears together as follows below.

© DORNA, 2022

